

NW SEND & AP Conference

Improving SEND provision through the accredited
Committed to Inclusion Mark

Committed
to **Inclusion**



WARRINGTON
Borough Council

Introductions

- Jo Nulty – Education Quality Advisor
- Chrissy Skermer – SEND Service Manager
- Gary Cunningham – CEO One Community Trust



WARRINGTON
Borough Council

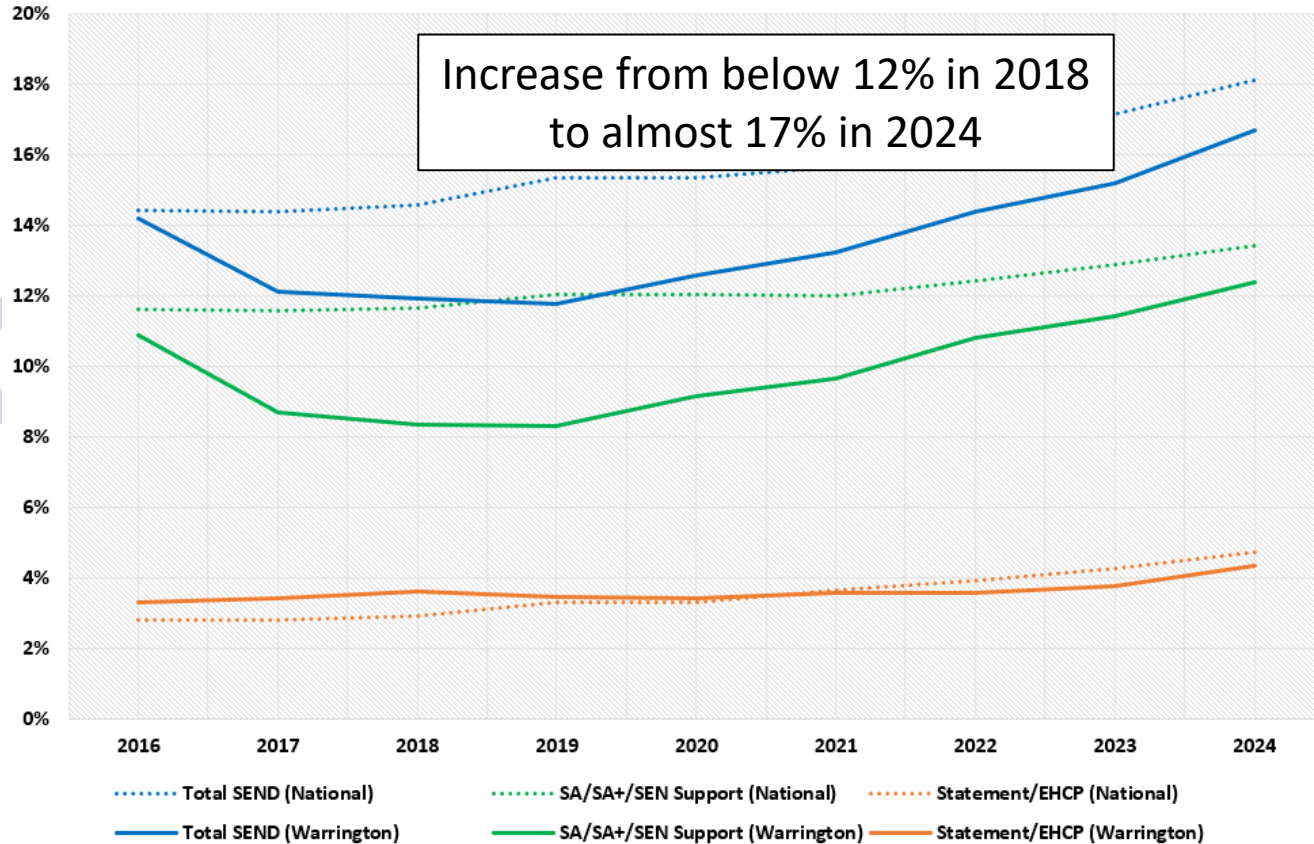
The why...

- Continually improve the quality of education provision for children and young people across Warrington schools.
- Increasing need
- Increasing pressure of school budgets



WARRINGTON
Borough Council

Warrington Census Data – SEND over time



Source: DfE SEND statistical releases



WARRINGTON
Borough Council

Context

- 8th Year
- Accredited by Chester University
- External validation – Ofsted / DfE
- Excellent practice
- Raised profile of inclusion in schools



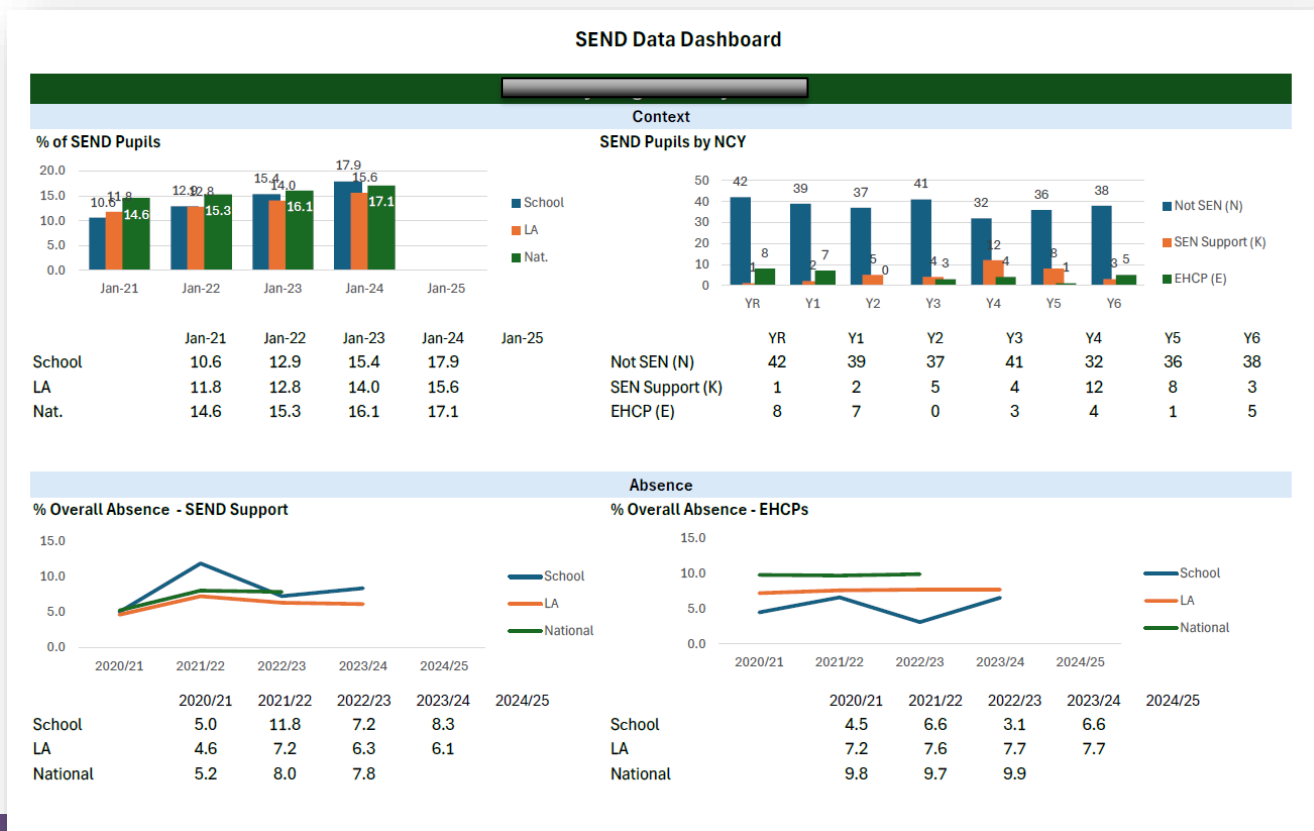
WARRINGTON
Borough Council

Structure

- CPD
 - P2P reviews
 - SEND Dashboards
 - Commendations
 - Endorsements
 - Conference
- 12 credits
 - Networking
 - Engagement
 - Evidencing impact
 - Awareness of the 'support landscape'



Committed to Inclusion - Updates

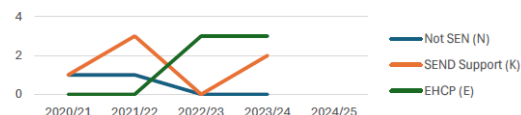


Committed to Inclusion - Updates

SEND Data Dashboard

Suspensions / Exclusions

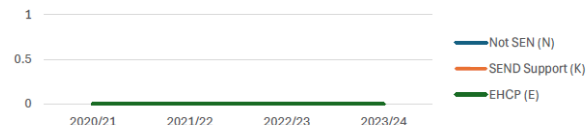
Suspensions* by SEND Provision



	2020/21	2021/22	2022/23	2023/24	2024/25
Not SEN (N)	1	1	0	0	
SEND Support (K)	1	3	0	2	
EHCP (E)	0	0	3	3	

*the number of pupils with at least one session of exclusion

Permanent Exclusions by SEND Provision

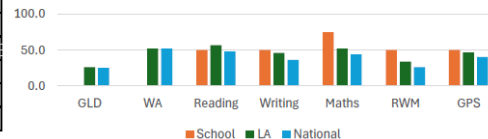


	2020/21	2021/22	2022/23	2023/24	2024/25
Not SEN (N)	0	0	0	0	
SEND Support (K)	0	0	0	0	
EHCP (E)	0	0	0	0	

EYFS/Phonics/KS2 Outcomes

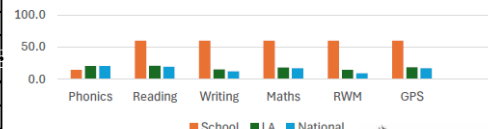
SEND Support	EYFS	Phonics	Key Stage 2				
	GLD	WA	Reading	Writing	Maths	RWM	GPS
Cohort	1	2	4	4	4	4	4
School	0.0	0.0	50.0	50.0	75.0	50.0	50.0
LA	26.1	52.0	56.8	46.0	52.0	33.7	46.5
National	24.9	52.0	48.0	36.0	44.0	26.0	40.0

Primary Attainment - SEND Support



EHCPs	EYFS	Phonics	Key Stage 2				
	GLD	Phonics	Reading	Writing	Maths	RWM	GPS
Cohort	8	7	5	5	5	5	5
School	0.0	14.3	60.0	60.0	60.0	60.0	60.0
LA	2.0	20.0	20.7	14.8	17.8	14.1	18.5
National	3.8	20.0	19.0	12.0	17.0	9.0	17.0

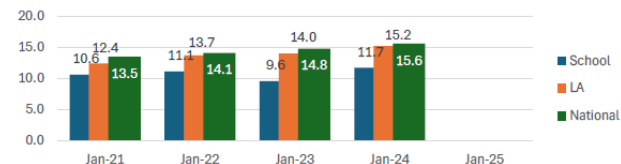
Primary Attainment - EHCPs



Committed to Inclusion - Updates

SEND Data Dashboard

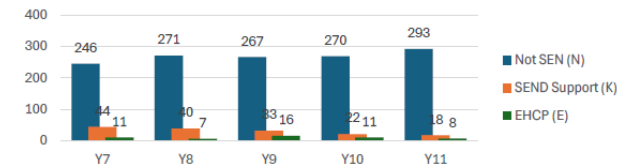
% of SEND Pupils



	Jan-21	Jan-22	Jan-23	Jan-24	Jan-25
School	10.6	11.1	9.6	11.7	
LA	12.4	13.7	14.0	15.2	
National	13.5	14.1	14.8	15.6	

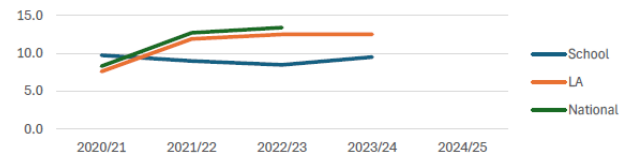
Context

SEN pupils by NC Year



	Y7	Y8	Y9	Y10	Y11
Not SEN (N)	246	271	267	270	293
SEND Support (K)	44	40	33	22	18
EHCP (E)	11	7	16	11	8

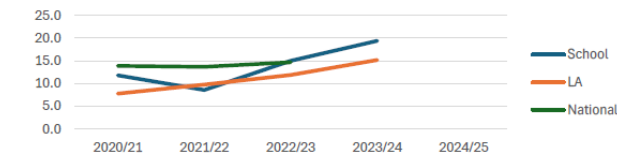
% Overall Absence - SEND Support



	2020/21	2021/22	2022/23	2023/24	2024/25
School	9.7	9.0	8.5	9.5	
LA	7.6	11.9	12.5	12.5	
National	8.3	12.7	13.4		

Absence

% Overall Absence - EHCPs



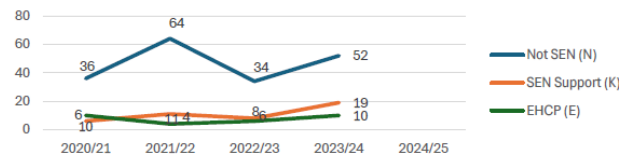
	2020/21	2021/22	2022/23	2023/24	2024/25
School	11.8	8.6	15.0	19.4	
LA	7.8	9.8	11.9	15.2	
National	13.9	13.7	14.7		

Committed to Inclusion - Updates

SEND Data Dashboard

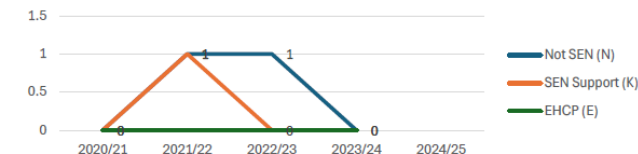
Suspensions / Exclusions

Suspensions* by SEND Provision



	2020/21	2021/22	2022/23	2023/24	2024/25
Not SEN (N)	36	64	34	52	
SEN Support (K)	6	11	8	19	
EHCP (E)	10	4	6	10	

Permanent Exclusions by SEND Provision



	2020/21	2021/22	2022/23	2023/24	2024/25
Not SEN (N)	0	1	1	0	
SEN Support (K)	0	1	0	0	
EHCP (E)	0	0	0	0	

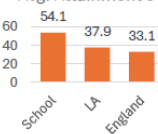
* the number of pupils with at least one session of exclusion

KS4 Outcomes

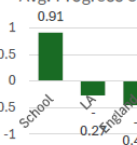
SEN Support

	Cohort	A8	P8	Eng		Maths		English & Maths	
				4+	5+	4+	5+	4+	5+
School	18	54.1	0.91	88.9	77.8	77.8	55.6	77.8	55.6
LA	312	37.9	-0.27	61.9	47.1	50.0	32.4	46.8	29.8
England		33.1	-0.45	50.5	34.2	44.6	27.4	37.7	21.6

Avg. Attainment 8



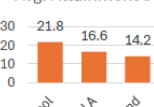
Avg. Progress 8



EHCP

	Cohort	A8	P8	Eng		Maths		English & Maths	
				% 4+	% 5+	% 4+	% 5+	% 4+	% 5+
School	8	21.8	-0.78	37.5	12.5	12.5	12.5	12.5	12.5
LA	135	16.6	-1.14	19.3	12.6	14.1	8.9	11.1	7.4
England		14.2	-1.13	18.1	11.7	17.3	9.9	13.0	7.0

Avg. Attainment 8



Avg. Progress 8



Next Steps

- Constant review of CPD offer
- Revise structure to acknowledge school-based training
- Strategic decision making based on practice and not simply statistics



Highlights...

87% of schools have achieved the Committed to Inclusion Award 2023/24

62 schools have accessed the EBSA Training.

74 Individuals have completed all three levels of the EBSA horizons training.

20 Schools attended training provided by the sensory support team.

20 schools have undertaken a SEN Peer-to-Peer Review

70 ELSAs in Warrington Schools.

45 schools attended the Restorative Practice training

18 Settings have received Autism Education Trust whole school training.

304 delegates have attended Autism training.

24 Schools have attended Developing Early communication training.

3 schools have facilitated whole school hearing loss training.

Celebrating inclusive practice in Warrington



WARRINGTON
Borough Council

Questions / Feedback

Committed
to Inclusion



WARRINGTON
Borough Council